

Device Installation Report

Device Installation Report

Project Name: myEasytek Example Project

Installer Information

☐ Ship To Here

Company: myEasytek
Name: James Babin
Address: 412 E Garwood Dr
Mount Prospect, IL 60056

Phone: (847)387-8103
Cell:
Email: jbabin@myeasytek.com
URL: <http://myeasytek.com>

More Info:

Client Information

☐ Ship To Here

Name:
Address:

Phone:
Cell:
Email:
URL: <http://myeasytek.com>


More Info:



Device Installation Report


Project Name - myEasytek Example Project

Location: Equipment Room\Main Repeater 001	Wallplate: N/A	Color: N/A
---	-----------------------	-------------------



Model Number	RR-MAIN-REP-WH
Description	Main Repeater

Device Installation Report

Project Name - myEasytek Example Project		
Location: Equipment Room\Connect Bridge 001	Wallplate: N/A	Color: N/A
		
Model Number	CONNECT-BDG2-1	
Description	Lutron Connect Bridge with HomeKit	



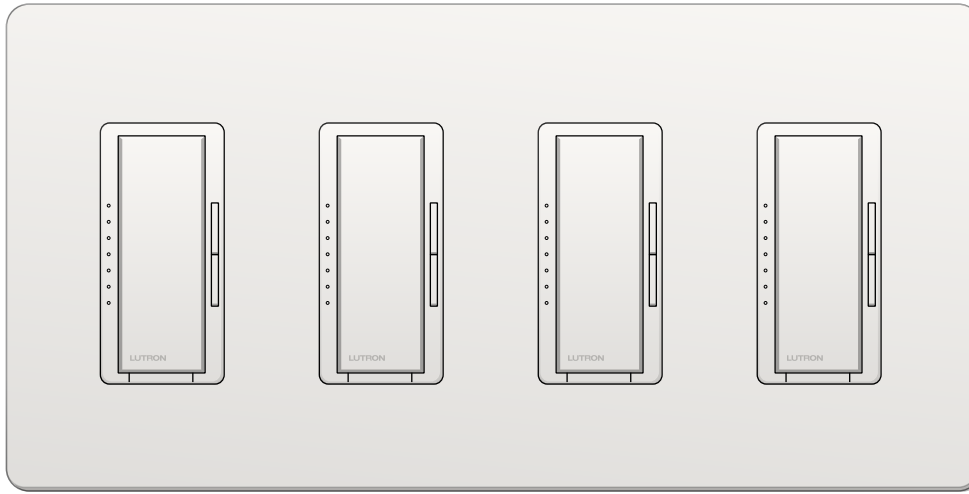
Device Installation Report

Project Name - myEasytek Example Project

Location: Equipment Room\Service Box 1

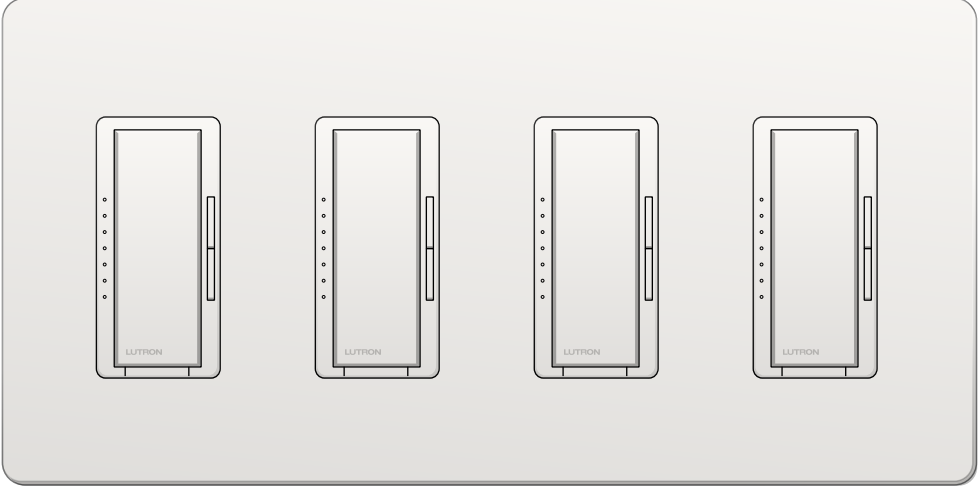
Wallplate: CW-4-WH

Color: White

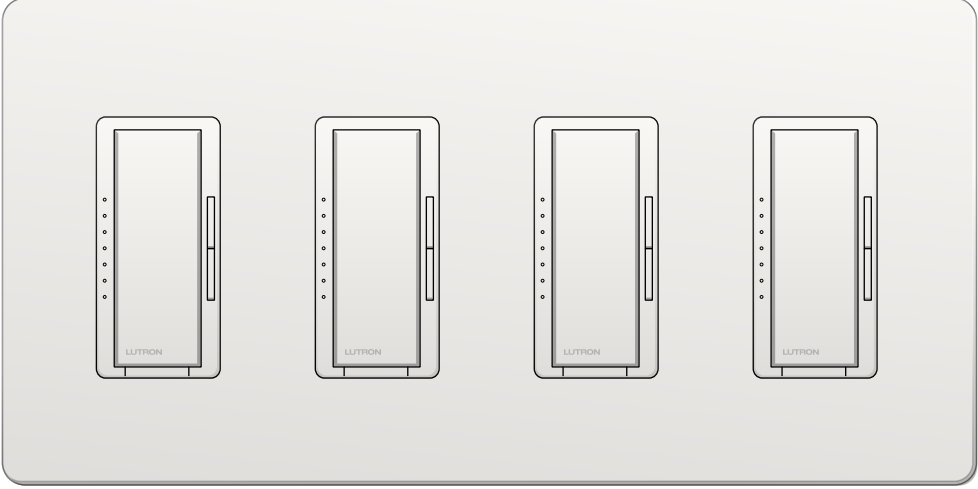


Zone Name	Great Room Cans	Great Room Chandelier	Great Room Rear Sconce...	Great Room Front Sconce...
Model Number	RRD-10ND-WH	RRD-10ND-WH	RRD-6ND-WH	RRD-6ND-WH
Description	Maestro 1000 W Dimmer With Neutral	Maestro 1000 W Dimmer With Neutral	Maestro 600 W Dimmer With Neutral	Maestro 600 W Dimmer With Neutral

Device Installation Report

Project Name - myEasytek Example Project				
Location: Equipment Room\Service Box 2			Wallplate: CW-4-WH	Color: White
				
Zone Name	Kitchen Under Cab Frid...	Kitchen Task Light	Kitchen Undercab Range	Kitchen Island Cans
Model Number	RRD-6NA-WH	RRD-6ND-WH	RRD-6NA-WH	RRD-10ND-WH
Description	Maestro 600 W ELV/ MLV/INC Adaptive Dimmer with Neutral	Maestro 600 W Dimmer With Neutral	Maestro 600 W ELV/ MLV/INC Adaptive Dimmer with Neutral	Maestro 1000 W Dimmer With Neutral

Device Installation Report

Project Name - myEasytek Example Project				
Location: Equipment Room\Service Box 3			Wallplate: CW-4-WH	Color: White
				
Zone Name	Kitchen Pendants	Dining Fireplace	Dining Chandelier	Dining Sconces
Model Number	RRD-6ND-WH	RRD-6ND-WH	RRD-6ND-WH	RRD-6ND-WH
Description	Maestro 600 W Dimmer With Neutral	Maestro 600 W Dimmer With Neutral	Maestro 600 W Dimmer With Neutral	Maestro 600 W Dimmer With Neutral

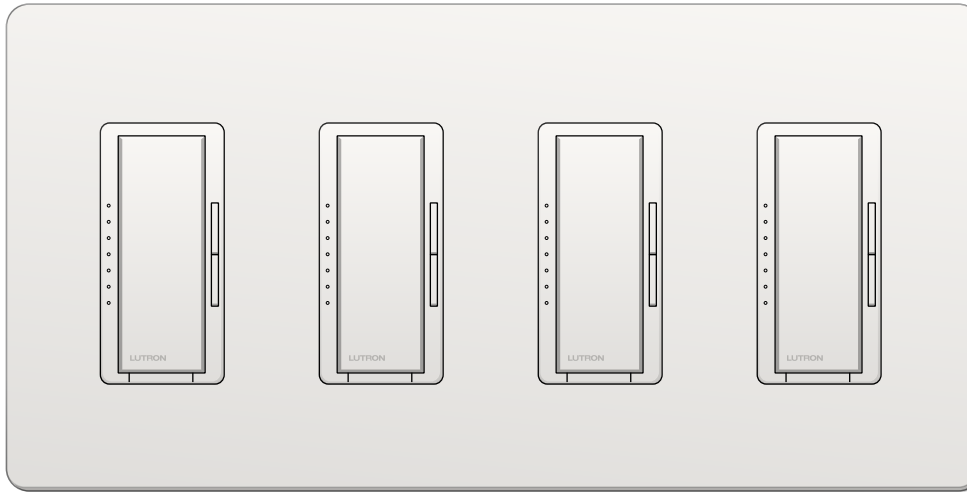
Device Installation Report

Project Name - myEasytek Example Project

Location: Equipment Room\Service Box 4

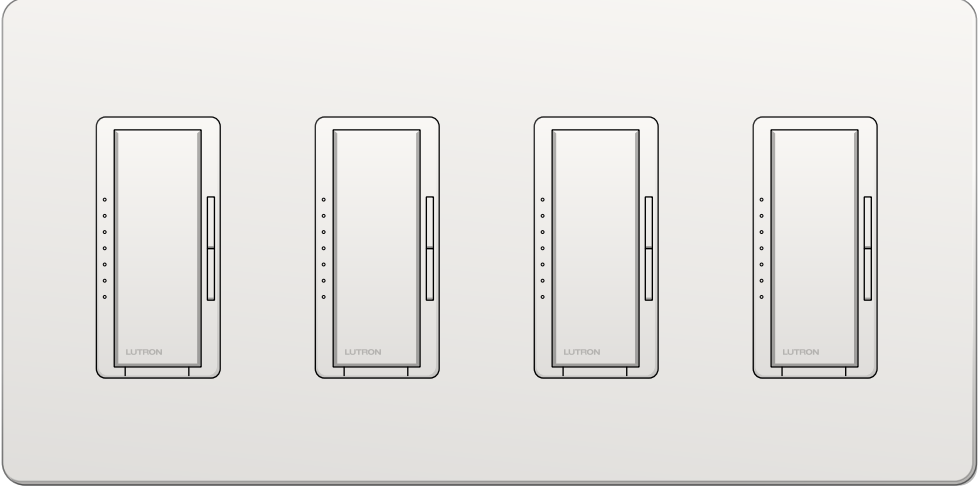
Wallplate: CW-4-WH

Color: White



Zone Name	Airbar Cans	Airbar Track	Airbar Task	Airbar Undercab
Model Number	RRD-6ND-WH	RRD-6NA-WH	RRD-6ND-WH	RRD-6NA-WH
Description	Maestro 600 W Dimmer With Neutral	Maestro 600 W ELV/ MLV/INC Adaptive Dimmer with Neutral	Maestro 600 W Dimmer With Neutral	Maestro 600 W ELV/ MLV/INC Adaptive Dimmer with Neutral

Device Installation Report

Project Name - myEasytek Example Project				
Location: Equipment Room\Service Box 5			Wallplate: CW-4-WH	Color: White
				
Zone Name	Screened Porch	Drive Recessed By Gate	Drive Recessed by Gara...	Patio Main
Model Number	RRD-6ND-WH	RRD-6ND-WH	RRD-6ND-WH	RRD-10ND-WH
Description	Maestro 600 W Dimmer With Neutral	Maestro 600 W Dimmer With Neutral	Maestro 600 W Dimmer With Neutral	Maestro 1000 W Dimmer With Neutral

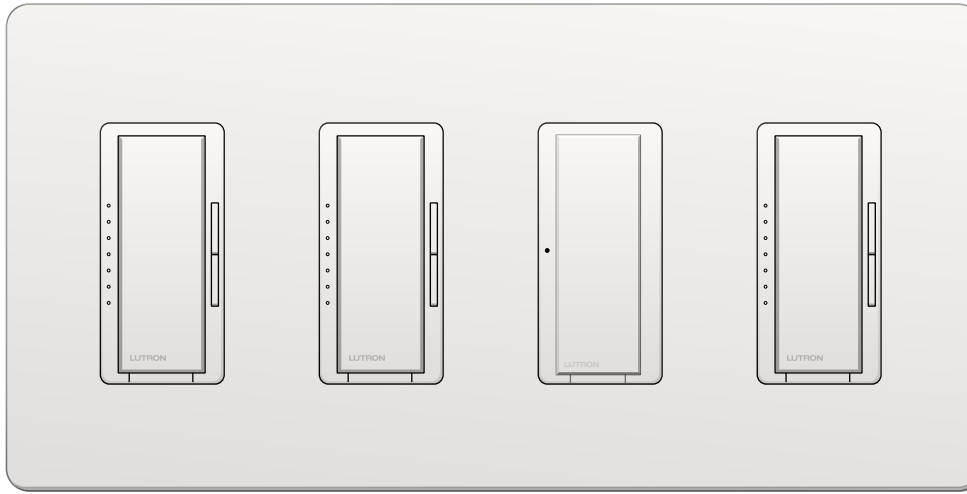
Device Installation Report

Project Name - myEasytek Example Project

Location: Equipment Room\Service Box 6

Wallplate: CW-4-WH

Color: White




Zone Name	Hot Tub	Rear Exterior	Outdoor Flame Sconces	MBR Tub
Model Number	RRD-6ND-WH	RRD-6ND-WH	RRD-8ANS-WH	RRD-6ND-WH
Description	Maestro 600 W Dimmer With Neutral	Maestro 600 W Dimmer With Neutral	Maestro 8 A Switch With Neutral	Maestro 600 W Dimmer With Neutral

Device Installation Report

Project Name - myEasytek Example Project

Location: Equipment Room\Aux Repeater	Wallplate: N/A	Color: White
--	-----------------------	---------------------




Model Number	RR-AUX-REP-WH
Description	Auxiliary Repeater

Device Installation Report

Project Name - myEasytek Example Project

Location: Equipment Room\Aux Repater 2	Wallplate: N/A	Color: White
---	-----------------------	---------------------



Model Number	RR-AUX-REP-WH
Description	Auxiliary Repeater

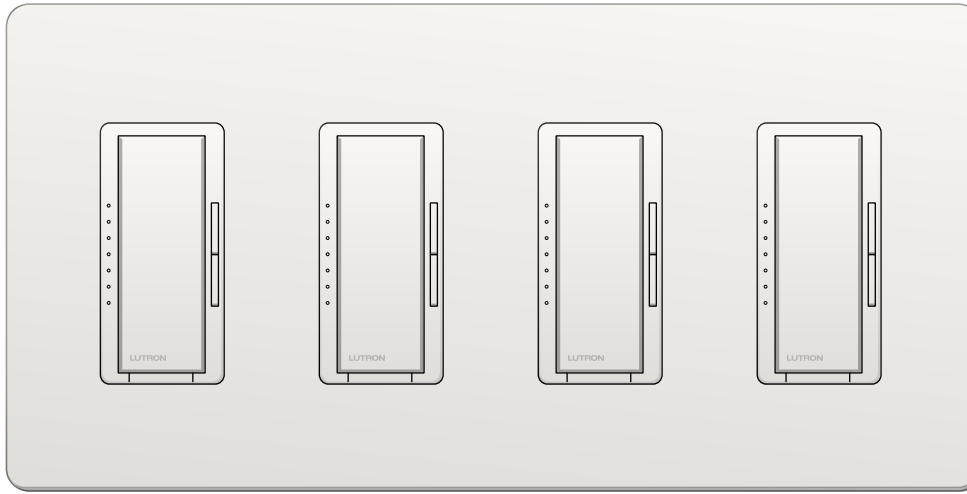
Device Installation Report

Project Name - myEasytek Example Project

Location: Equipment Room\Service Box 7

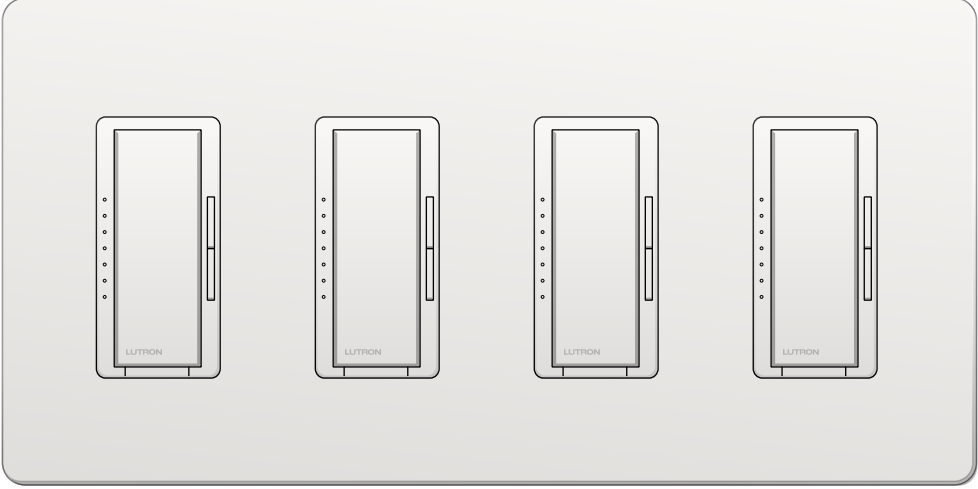
Wallplate: CW-4-WH

Color: White




Zone Name	Front Door Cans	MBR Vanity Cans	MBR Mirror	Master Chandelier
Model Number	RRD-6ND-WH	RRD-6ND-WH	RRD-6ND-WH	RRD-6ND-WH
Description	Maestro 600 W Dimmer With Neutral	Maestro 600 W Dimmer With Neutral	Maestro 600 W Dimmer With Neutral	Maestro 600 W Dimmer With Neutral


Device Installation Report

Project Name - myEasytek Example Project				
Location: Equipment Room\Service Box 8			Wallplate: CW-4-WH	Color: White
				
Zone Name	MBR Shower	MBR Main Lights	Master Cans	Master Accent
Model Number	RRD-6ND-WH	RRD-6ND-WH	RRD-6ND-WH	RRD-6ND-WH
Description	Maestro 600 W Dimmer With Neutral	Maestro 600 W Dimmer With Neutral	Maestro 600 W Dimmer With Neutral	Maestro 600 W Dimmer With Neutral

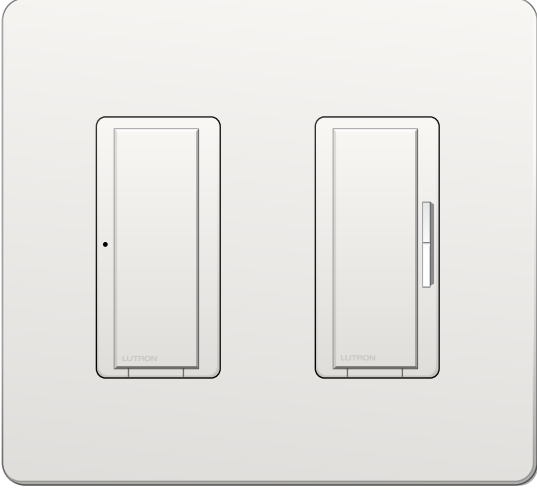
Device Installation Report

Project Name - myEasytek Example Project				
Location: Equipment Room\Service Box 9			Wallplate: CW-4-WH	Color: White
				
Model Number	None	None	None	None
Description	A placeholder that represents a third party product with a designer size opening	A placeholder that represents a third party product with a designer size opening	A placeholder that represents a third party product with a designer size opening	A placeholder that represents a third party product with a designer size opening
Additional Information	Device Name: Device 011	Device Name: Device 012	Device Name: Device 013	Device Name: Device 014

Device Installation Report

Project Name - myEasytek Example Project		
Location: Foyer\A48	Wallplate: CW-2-WH	Color: White
		
Model Number	RRD-W4S-WH	RRD-W4S-WH
Description	Wall seeTouch 4-button keypad with scene button and raise/lower	Wall seeTouch 4-button keypad with scene button and raise/lower
Button Kit Model	RKD-W4S-WH	RKD-W4S-WH
Engraving Cert #		
Additional Information	Device Name: Foyer Exterior Control	Device Name: Foyer Int Control

Device Installation Report

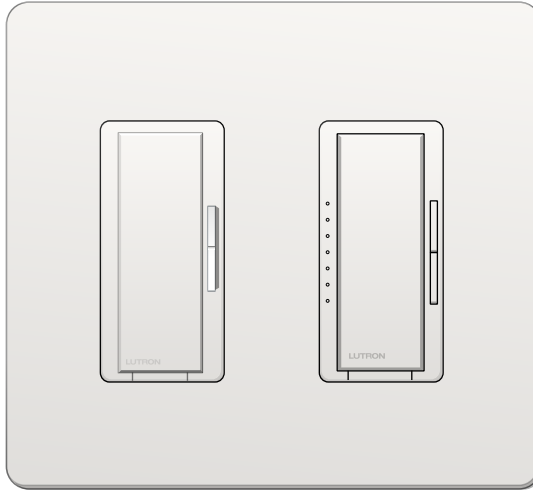
Project Name - myEasytek Example Project		
Location: Mudroom\A3	Wallplate: CW-2-WH	Color: White
		
Zone Name	Garage	*Mudroom
Model Number	RRD-8ANS-WH	RD-RD-WH
Description	Maestro 8 A Switch With Neutral	120 V Maestro Remote Dimmer
Additional Information	*Zone attached: Mudroom > A5 > Mudroom	

Project Name - myEasytek Example Project

Location: Mudroom\A4

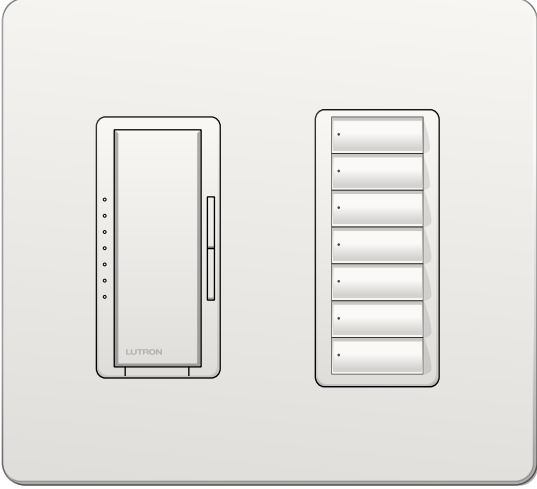
Wallplate: CW-2-WH

Color: White



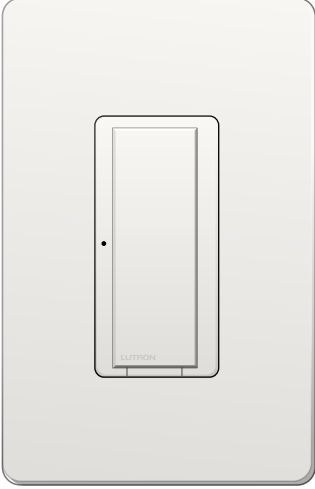
Zone Name	*Mudroom	Side Entrance Light
Model Number	RD-RD-WH	RRD-6ND-WH
Description	120 V Maestro Remote Dimmer	Maestro 600 W Dimmer With Neutral
Additional Information	*Zone attached: Mudroom > A5 > Mudroom	

Device Installation Report

Project Name - myEasytek Example Project		
Location: Mudroom\A5	Wallplate: CW-2-WH	Color: White
		
Zone Name	Mudroom	N/A
Model Number	RRD-6ND-WH	RRD-W7B-WH
Description	Maestro 600 W Dimmer With Neutral	Wall seeTouch 7-button keypad
Button Kit Model	N/A	RKD-W7B-WH
Engraving Cert #	N/A	
Additional Information	2 Maestro Remote is attached.	Device Name: Mudroom Main Control



Device Installation Report

Project Name - myEasytek Example Project	
Location: Garage\A1	<div style="display: flex; justify-content: space-between;"> Wallplate: CW-1-WH Color: White </div>
	
Zone Name	Wash Bay
Model Number	RRD-8ANS-WH
Description	Maestro 8 A Switch With Neutral

Device Installation Report

Project Name - myEasytek Example Project

Location: Garage\Garage

Wallplate: N/A

Color: White



Model Number

LRF2-OCR2B-P-WH

Description

Radio Powr Savr Wireless Ceiling Occupancy Sensor



Device Installation Report

Project Name - myEasytek Example Project

Location: Wash Bay\Wash Bay

Wallplate: N/A

Color: White



Model Number

LRF2-OCR2B-P-WH

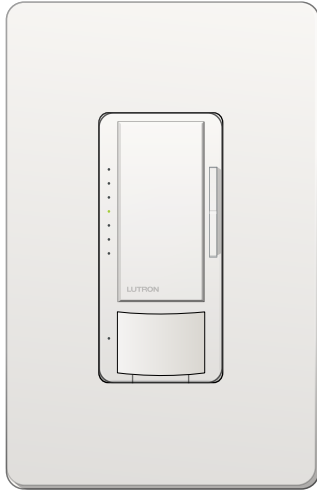
Description

Radio Powr Savr Wireless Ceiling Occupancy Sensor



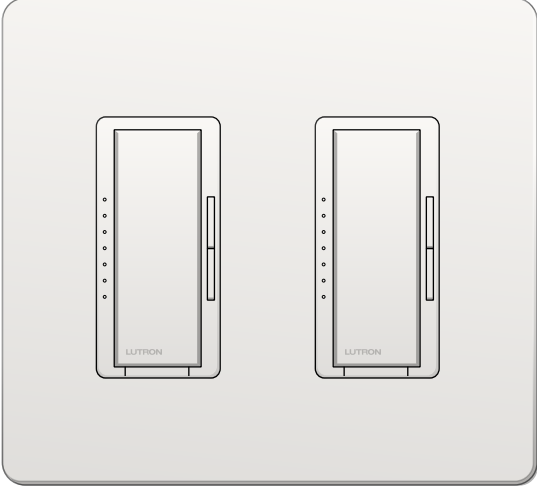
Project Name - myEasytek Example Project

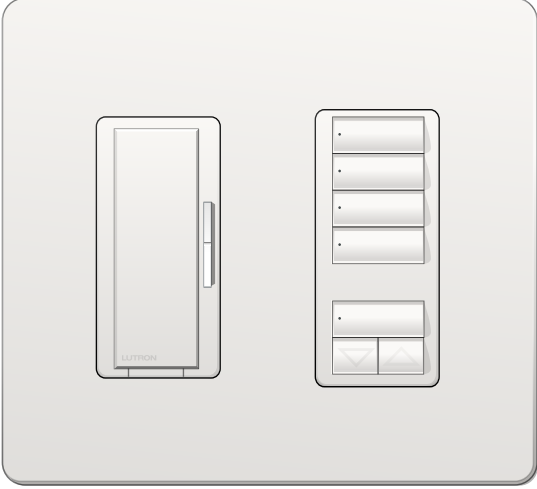
Location: Gun Range\A2	Wallplate: CW-1-WH	Color: White
-------------------------------	---------------------------	---------------------



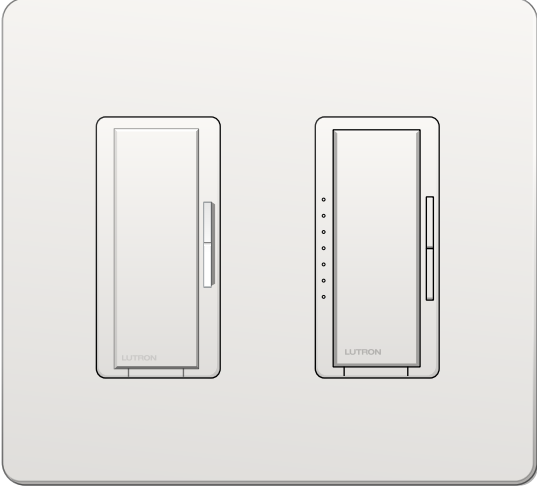
Zone Name	Gun Range
Model Number	MSCL-OP153M-WH
Description	Maestro Occupancy/ Vacancy Sensor C-L Dimmer, single-pole/ multi-location, 120 V

Device Installation Report

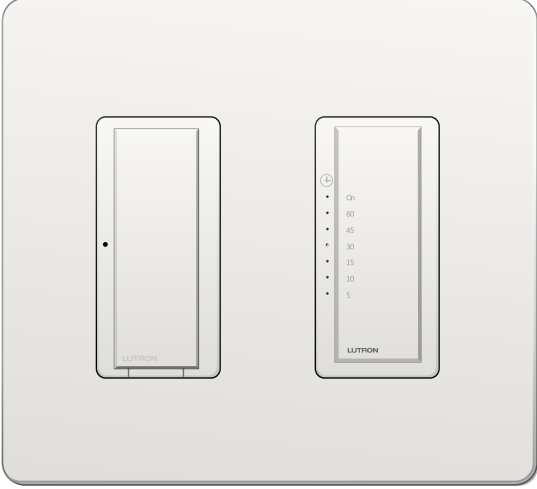
Project Name - myEasytek Example Project		
Location: North Hall\A6	Wallplate: CW-2-WH	Color: White
		
Zone Name	North Hall	North Hall Cabinet
Model Number	RRD-6ND-WH	RRD-10ND-WH
Description	Maestro 600 W Dimmer With Neutral	Maestro 1000 W Dimmer With Neutral
Additional Information	2 Maestro Remote is attached.	

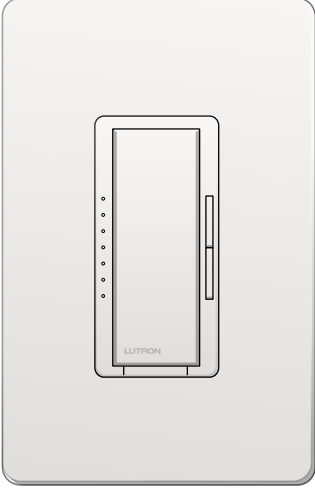
Project Name - myEasytek Example Project		
Location: North Hall\A7	Wallplate: CW-2-WH	Color: White
		
Zone Name	*North Hall	N/A
Model Number	RD-RD-WH	RRD-W4S-WH
Description	120 V Maestro Remote Dimmer	Wall seeTouch 4-button keypad with scene button and raise/lower
Button Kit Model	N/A	RKD-W4S-WH
Engraving Cert #	N/A	
Additional Information	*Zone attached: North Hall > A6 > North Hall	Device Name: Great Room Control

Device Installation Report


Project Name - myEasytek Example Project		
Location: North Hall\A26	Wallplate: CW-2-WH	Color: White
		
Zone Name	*North Hall	South Hall
Model Number	RD-RD-WH	RRD-6ND-WH
Description	120 V Maestro Remote Dimmer	Maestro 600 W Dimmer With Neutral
Additional Information	*Zone attached: North Hall > A6 > North Hall	3 Maestro Remote is attached.

Device Installation Report

Project Name - myEasytek Example Project		
Location: North Hall\A25	Wallplate: CW-2-WH	Color: White
		
Zone Name	North Hall Powder	North Hall Powder Fan
Model Number	RRD-8ANS-WH	MA-T51MN-WH
Description	Maestro 8 A Switch With Neutral	Single-pole/multi-location, neutral required, general purpose fans, 120 V/3 A, countdown timer


Project Name - myEasytek Example Project	
Location: North Hall\A24	<div style="display: flex; justify-content: space-between;"> Wallplate: CW-1-WH Color: White </div>
	
Zone Name	Soth Hall Charging Stat...
Model Number	RRD-6ND-WH
Description	Maestro 600 W Dimmer With Neutral

Device Installation Report

Project Name - myEasytek Example Project	
Location: South Hall\A29	<div style="display: flex; justify-content: space-between;"> Wallplate: CW-1-WH Color: White </div>
	
Zone Name	*South Hall
Model Number	RD-RD-WH
Description	120 V Maestro Remote Dimmer
Additional Information	*Zone attached: North Hall > A26 > South Hall



Device Installation Report

Project Name - myEasytek Example Project	
Location: South Hall\A30	<div style="display: flex; justify-content: space-between;"> Wallplate: CW-1-WH Color: White </div>
	
Zone Name	*South Hall
Model Number	RD-RD-WH
Description	120 V Maestro Remote Dimmer
Additional Information	*Zone attached: North Hall > A26 > South Hall



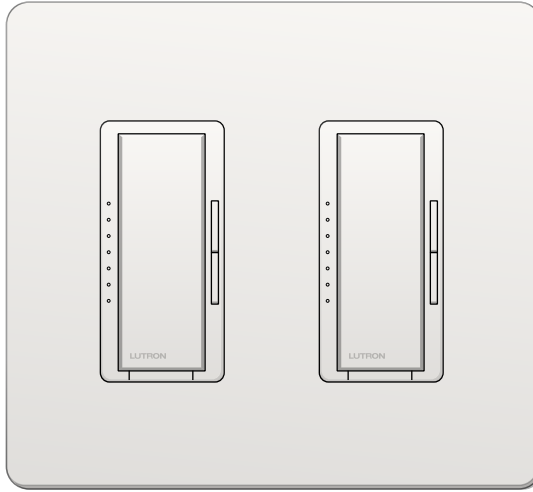
Device Installation Report

Project Name - myEasytek Example Project


Location: Hidden Room\A31

Wallplate: CW-2-WH


Color: White




Zone Name	Hidden Main	Hidden Cabinet
Model Number	RRD-6ND-WH	RRD-6ND-WH
Description	Maestro 600 W Dimmer With Neutral	Maestro 600 W Dimmer With Neutral


Project Name - myEasytek Example Project	
Location: Laundry Room\A32	<div style="display: flex; justify-content: space-between;"> Wallplate: CW-1-WH Color: White </div>
	
Zone Name	Laundry All
Model Number	MS-OPS6M2U-DV-WH
Description	Maestro Occupancy/Vacancy Sensor Switch, neutral or ground wire, single-pole/multi-location, 120 V

Device Installation Report


Project Name - myEasytek Example Project		
Location: Master Bedroom\A35	Wallplate: CW-2-WH	Color: White
		
Model Number	RRD-W5BRL-WH	RRD-W7B-WH
Description	Wall seeTouch 5-button keypad with raise/lower	Wall seeTouch 7-button keypad
Button Kit Model	RKD-W5BRL-WH	RKD-W7B-WH
Engraving Cert #		
Additional Information	Device Name: His Master Control	Device Name: House Control


Project Name - myEasytek Example Project	
Location: Master Bedroom\A34	<div style="display: flex; justify-content: space-between;"> Wallplate: CW-1-WH Color: White </div>
	
Model Number	RRD-W5BRL-WH
Description	Wall seeTouch 5-button keypad with raise/lower
Button Kit Model	RKD-W5BRL-WH
Engraving Cert #	
Additional Information	Device Name: Her Master Control


Device Installation Report


Project Name - myEasytek Example Project		
Location: Master Bedroom\Floor Lamp 1	Wallplate: N/A	Color: Snow
		
Zone Name	His Lamp	
Model Number	RRD-3LD-SW	
Description	Tabletop 100 W LED/CFL or 300 W INC Lamp Dimmer	


Device Installation Report

Project Name - myEasytek Example Project		
Location: Master Bedroom\Floor Lamp 2	Wallplate: N/A	Color: Snow
		
Zone Name	Her Lamp	
Model Number	RRD-3LD-SW	
Description	Tabletop 100 W LED/CFL or 300 W INC Lamp Dimmer	


Project Name - myEasytek Example Project	
Location: Master Bedroom\A33	Wallplate: CW-1-WH
Color: White	
	
Model Number	RRD-W4S-WH
Description	Wall seeTouch 4-button keypad with scene button and raise/lower
Button Kit Model	RKD-W4S-WH
Engraving Cert #	
Additional Information	Device Name: Master Bed Door Control

Project Name - myEasytek Example Project	
Location: Master Bathroom\A36	Wallplate: CW-1-WH
Color: White	
	
Model Number	RRD-W5BRL-WH
Description	Wall seeTouch 5-button keypad with raise/lower
Button Kit Model	RKD-W5BRL-WH
Engraving Cert #	
Additional Information	Device Name: Master Main KP

Project Name - myEasytek Example Project	
Location: Master Bathroom\A37	Wallplate: CW-1-WH
Color: White	
	
Model Number	RRD-W5BRL-WH
Description	Wall seeTouch 5-button keypad with raise/lower
Button Kit Model	RKD-W5BRL-WH
Engraving Cert #	
Additional Information	Device Name: Vanity KP 1

Project Name - myEasytek Example Project	
Location: Master Bathroom\A39	Wallplate: CW-1-WH
Color: White	
	
Model Number	RRD-W5BRL-WH
Description	Wall seeTouch 5-button keypad with raise/lower
Button Kit Model	RKD-W5BRL-WH
Engraving Cert #	
Additional Information	Device Name: MBR Exterior Control

Device Installation Report

Project Name - myEasytek Example Project	
Location: Master Bathroom\A38	<div style="display: flex; justify-content: space-between;"> Wallplate: CW-1-WH Color: White </div>
	
Model Number	RRD-W5BRL-WH
Description	Wall seeTouch 5-button keypad with raise/lower
Button Kit Model	RKD-W5BRL-WH
Engraving Cert #	
Additional Information	Device Name: Vanity KP 2

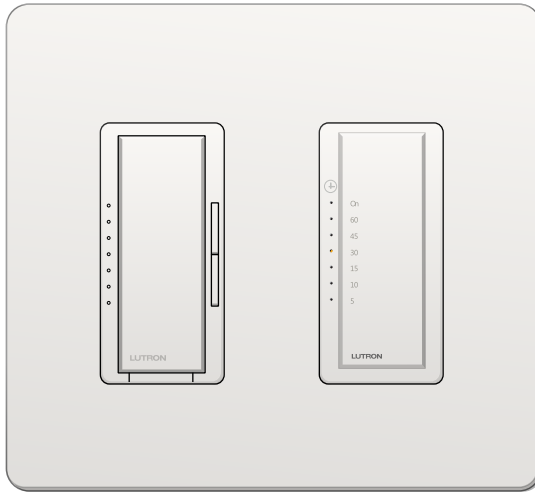
Device Installation Report

Project Name - myEasytek Example Project

Location: Master Bathroom\B40


Wallplate: CW-2-WH

Color: White

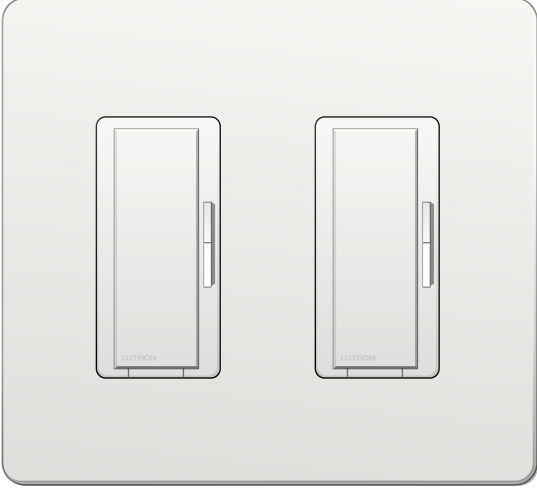


Zone Name	Master Toilet Light	Master Toilet Fan
Model Number	RRD-6ND-WH	MA-T51-WH
Description	Maestro 600 W Dimmer With Neutral	Single-pole, no neutral required, general purpose fans, 120 V/3 A, countdown timer

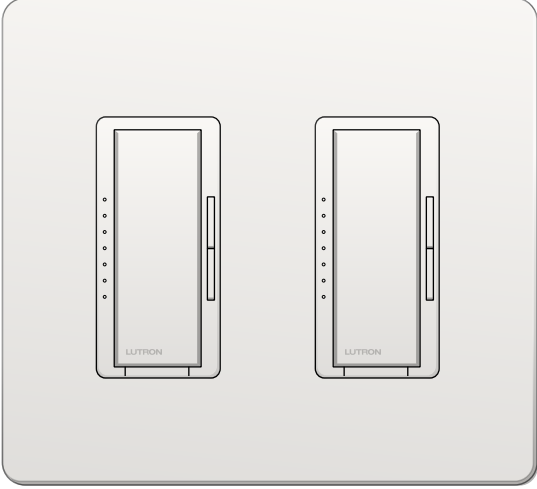
Device Installation Report

Project Name - myEasytek Example Project		
Location: Master Bathroom\Corner By Door	Wallplate: N/A	Color: White
		
Model Number	LRF2-OKLB-P-WH	
Description	Radio Powr Savr Wireless Corner Occupancy Sensor	




Project Name - myEasytek Example Project		
Location: Master Hall\A45	Wallplate: CW-2-WH	Color: White
		
Zone Name	*Master Hall	*Display Cases
Model Number	RD-RD-WH	RD-RD-WH
Description	120 V Maestro Remote Dimmer	120 V Maestro Remote Dimmer
Additional Information	*Zone attached: Master Hall > A41 > Master Hall	*Zone attached: Master Hall > A41 > Display Cases

Device Installation Report

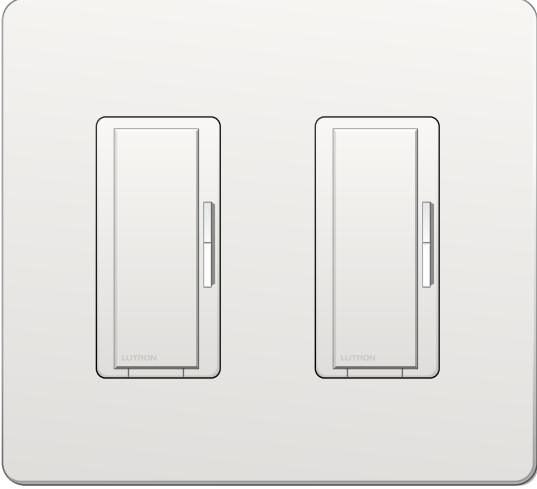
Project Name - myEasytek Example Project		
Location: Master Hall\A41	Wallplate: CW-2-WH	Color: White
		
Zone Name	Master Hall	Display Cases
Model Number	RRD-6ND-WH	RRD-6ND-WH
Description	Maestro 600 W Dimmer With Neutral	Maestro 600 W Dimmer With Neutral
Additional Information	2 Maestro Remote is attached.	2 Maestro Remote is attached.


Device Installation Report

Project Name - myEasytek Example Project		
Location: Master Hall\Master Hall Ceiling	Wallplate: N/A	Color: White
		
Model Number	LRF2-VHLB-P-WH	
Description	Radio Powr Savr Wireless Hallway Vacancy Sensor	

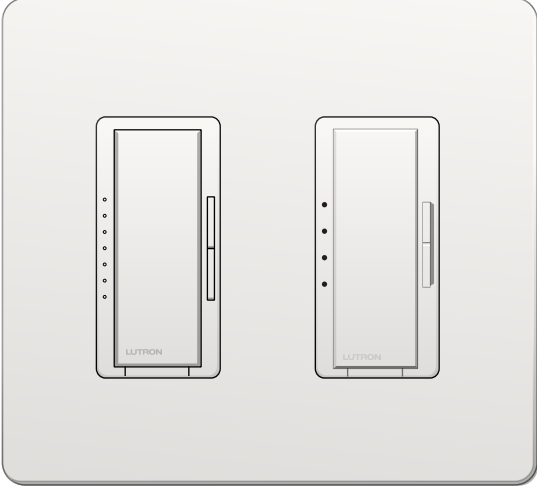


Device Installation Report


Project Name - myEasytek Example Project		
Location: Master Hall\A44	Wallplate: CW-2-WH	Color: White
		
Zone Name	*Master Hall	*Display Cases
Model Number	RD-RD-WH	RD-RD-WH
Description	120 V Maestro Remote Dimmer	120 V Maestro Remote Dimmer
Additional Information	*Zone attached: Master Hall > A41 > Master Hall	*Zone attached: Master Hall > A41 > Display Cases

Project Name - myEasytek Example Project	
Location: Exercise\A46	<div style="display: flex; justify-content: space-between;"> Wallplate: CW-1-WH Color: White </div>
	
Zone Name	*Exercise
Model Number	RD-RD-WH
Description	120 V Maestro Remote Dimmer
Additional Information	*Zone attached: Exercise > A47 > Exercise


Device Installation Report


Project Name - myEasytek Example Project		
Location: Exercise\A47	Wallplate: CW-2-WH	Color: White
		
Zone Name	Exercise	Exercise Fan
Model Number	RRD-6ND-WH	RRD-2ANF-WH
Description	Maestro 600 W Dimmer With Neutral	Maestro 2 A Fan Speed Control
Additional Information	Maestro Remote is attached.	


Device Installation Report


Project Name - myEasytek Example Project	
Location: Great Room\A23	<div style="display: flex; justify-content: space-between;"> Wallplate: CW-1-WH Color: White </div>
	
Model Number	RRD-W5BRL-WH
Description	Wall seeTouch 5-button keypad with raise/lower
Button Kit Model	RKD-W5BRL-WH
Engraving Cert #	
Additional Information	Device Name: Great Room Control


Device Installation Report

Project Name - myEasytek Example Project	
Location: Great Room\A22	<div style="display: flex; justify-content: space-between;"> Wallplate: CW-1-WH Color: White </div>
	
Model Number	RRD-W5BRL-WH
Description	Wall seeTouch 5-button keypad with raise/lower
Button Kit Model	RKD-W5BRL-WH
Engraving Cert #	
Additional Information	Device Name: Great Sit Control

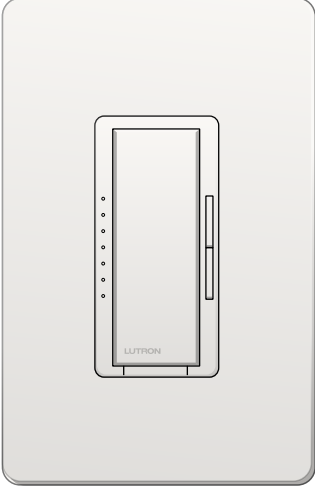
Project Name - myEasytek Example Project	
Location: Kitchen\A12	<div style="display: flex; justify-content: space-between;"> Wallplate: CW-1-WH Color: White </div>
	
Model Number	RRD-W5BRL-WH
Description	Wall seeTouch 5-button keypad with raise/lower
Button Kit Model	RKD-W5BRL-WH
Engraving Cert #	
Additional Information	Device Name: Kitchen Frige Control

Project Name - myEasytek Example Project	
Location: Kitchen\A14	<div style="display: flex; justify-content: space-between;"> Wallplate: CW-1-WH Color: White </div>
	
Model Number	RRD-W5BRL-WH
Description	Wall seeTouch 5-button keypad with raise/lower
Button Kit Model	RKD-W5BRL-WH
Engraving Cert #	
Additional Information	Device Name: Kitchen Dining Control 2

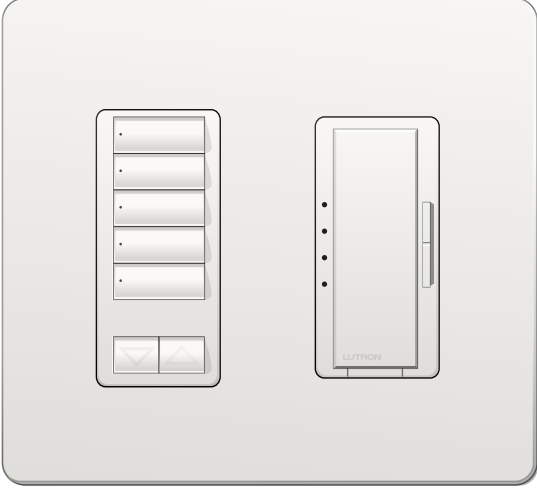
Project Name - myEasytek Example Project	
Location: Kitchen\A16	<div style="display: flex; justify-content: space-between;"> Wallplate: CW-1-WH Color: White </div>
	
Model Number	RRD-W5BRL-WH
Description	Wall seeTouch 5-button keypad with raise/lower
Button Kit Model	RKD-W5BRL-WH
Engraving Cert #	
Additional Information	Device Name: Kitchen Dining Control

Project Name - myEasytek Example Project	
Location: Kitchen\A15	<div style="display: flex; justify-content: space-between;"> Wallplate: CW-1-WH Color: White </div>
	
Model Number	RRD-W5BRL-WH
Description	Wall seeTouch 5-button keypad with raise/lower
Button Kit Model	RKD-W5BRL-WH
Engraving Cert #	
Additional Information	Device Name: Patio Control


Device Installation Report

Project Name - myEasytek Example Project	
Location: Kitchen\A13	<div style="display: flex; justify-content: space-between;"> Wallplate: CW-1-WH Color: White </div>
	
Zone Name	Bird Lights
Model Number	RRD-6ND-WH
Description	Maestro 600 W Dimmer With Neutral

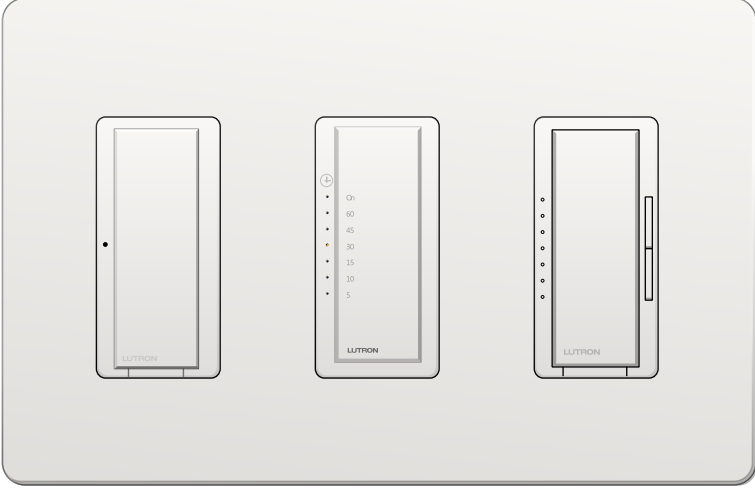
Device Installation Report


Project Name - myEasytek Example Project		
Location: Air Bar\A19	Wallplate: CW-2-WH	Color: White
		
Zone Name	N/A	Airbar Toilet Fa
Model Number	RRD-W5BRL-WH	RRD-2ANF-WH
Description	Wall seeTouch 5-button keypad with raise/lower	Maestro 2 A Fan Speed Control
Button Kit Model	RKD-W5BRL-WH	N/A
Engraving Cert #		N/A
Additional Information	Device Name: Air Bar Control	




Project Name - myEasytek Example Project	
Location: Air Bar\A20	<div style="display: flex; justify-content: space-between;"> Wallplate: CW-1-WH Color: White </div>
	
Model Number	RRD-W5BRL-WH
Description	Wall seeTouch 5-button keypad with raise/lower
Button Kit Model	RKD-W5BRL-WH
Engraving Cert #	
Additional Information	Device Name: Barside Control

Device Installation Report

Project Name - myEasytek Example Project			
Location: Air Bar\A17		Wallplate: CW-3-WH	Color: White
			
Zone Name	Airbar Powder Light	Airbar Toilet Fan	Airbar Shower
Model Number	RRD-8ANS-WH	MA-T51MN-WH	RRD-6ND-WH
Description	Maestro 8 A Switch With Neutral	Single-pole/multi-location, neutral required, general purpose fans, 120 V/3 A, countdown timer	Maestro 600 W Dimmer With Neutral
Additional Information			Maestro Remote is attached.

Project Name - myEasytek Example Project	
Location: Air Bar\A21	<div style="display: flex; justify-content: space-between;"> Wallplate: CW-1-WH Color: White </div>
	
Model Number	RRD-W5BRL-WH
Description	Wall seeTouch 5-button keypad with raise/lower
Button Kit Model	RKD-W5BRL-WH
Engraving Cert #	
Additional Information	Device Name: Exterior Control

Device Installation Report

Project Name - myEasytek Example Project	
Location: Aviary\A18	<div style="display: flex; justify-content: space-between;"> Wallplate: CW-1-WH Color: White </div>
	
Zone Name	*Airbar Shower
Model Number	RD-RD-WH
Description	120 V Maestro Remote Dimmer
Additional Information	*Zone attached: Air Bar > A17 > Airbar Shower



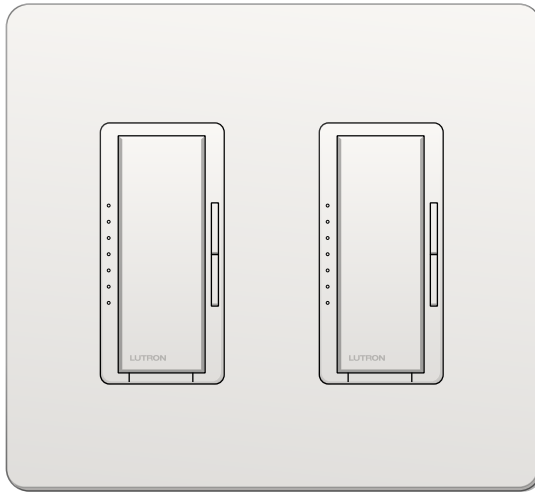
Device Installation Report

Project Name - myEasytek Example Project

Location: Pantry\A11

Wallplate: CW-2-WH

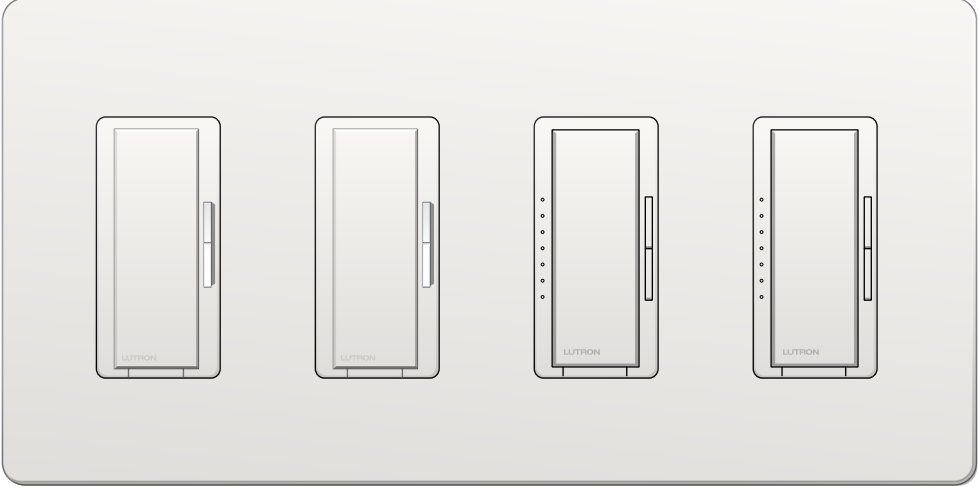
Color: White



Zone Name	Pantry Cans	Pantry Undercab
Model Number	RRD-6ND-WH	RRD-6ND-WH
Description	Maestro 600 W Dimmer With Neutral	Maestro 600 W Dimmer With Neutral
Additional Information	Maestro Remote is attached.	Maestro Remote is attached.



Device Installation Report

Project Name - myEasytek Example Project				
Location: Pantry\A10			Wallplate: CW-4-WH	Color: White
				
Zone Name	*Pantry Cans	*Pantry Undercab	Side Porch Cans	Dog Run Lights
Model Number	RD-RD-WH	RD-RD-WH	RRD-6ND-WH	RRD-6ND-WH
Description	120 V Maestro Remote Dimmer	120 V Maestro Remote Dimmer	Maestro 600 W Dimmer With Neutral	Maestro 600 W Dimmer With Neutral
Additional Information	*Zone attached: Pantry > A11 > Pantry Cans	*Zone attached: Pantry > A11 > Pantry Undercab		

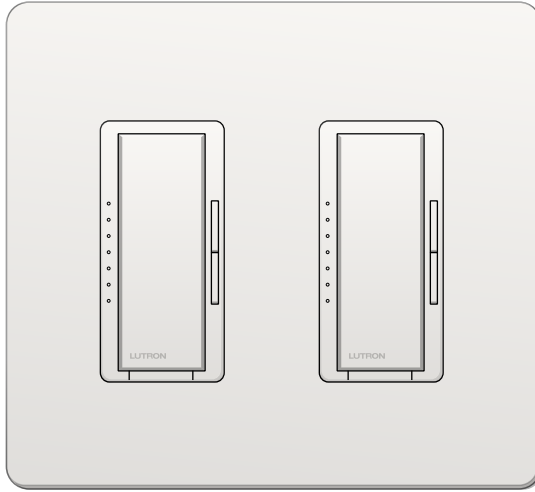
Device Installation Report

Project Name - myEasytek Example Project

Location: Dog Wash\A9

Wallplate: CW-2-WH

Color: White




Zone Name	Dog Wash Can	Dog Wash Undercab
Model Number	RRD-6ND-WH	RRD-6ND-WH
Description	Maestro 600 W Dimmer With Neutral	Maestro 600 W Dimmer With Neutral

Device Installation Report

Project Name - myEasytek Example Project

Location: Mechanical Closet\Main Repeater 001	Wallplate: N/A	Color: N/A
--	-----------------------	-------------------

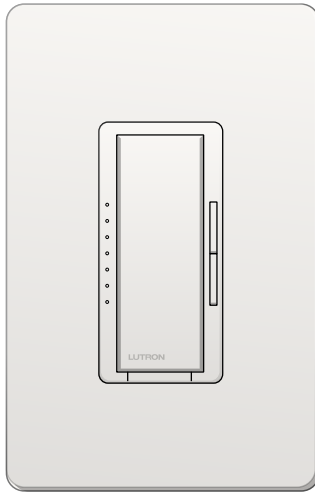


Model Number	RR-MAIN-REP-WH
Description	Main Repeater

Device Installation Report

Project Name - myEasytek Example Project

Location: Her Closet\A42	Wallplate: CW-1-WH	Color: White
---------------------------------	---------------------------	---------------------



Zone Name	Her Closet
Model Number	RRD-6ND-WH
Description	Maestro 600 W Dimmer With Neutral

Device Installation Report

Project Name - myEasytek Example Project

Location: Her Closet\Her Closet

Wallplate: N/A

Color: White



Model Number

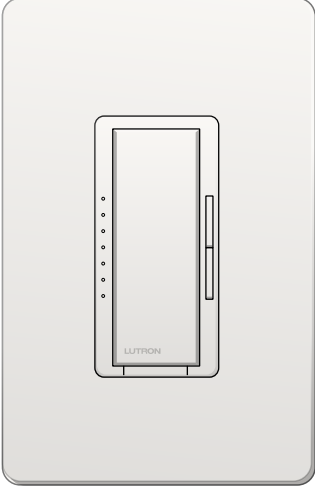
LRF2-OCR2B-P-WH

Description


Radio Powr Savr Wireless Ceiling Occupancy Sensor



Device Installation Report

Project Name - myEasytek Example Project	
Location: His Closet\A43	<div style="display: flex; justify-content: space-between;"> Wallplate: CW-1-WH Color: White </div>
	
Zone Name	His Closet
Model Number	RRD-6ND-WH
Description	Maestro 600 W Dimmer With Neutral

Device Installation Report

Project Name - myEasytek Example Project		
Location: His Closet\His Closet	Wallplate: N/A	Color: White
		
Model Number	LRF2-OCR2B-P-WH	
Description	Radio Powr Savr Wireless Ceiling Occupancy Sensor	



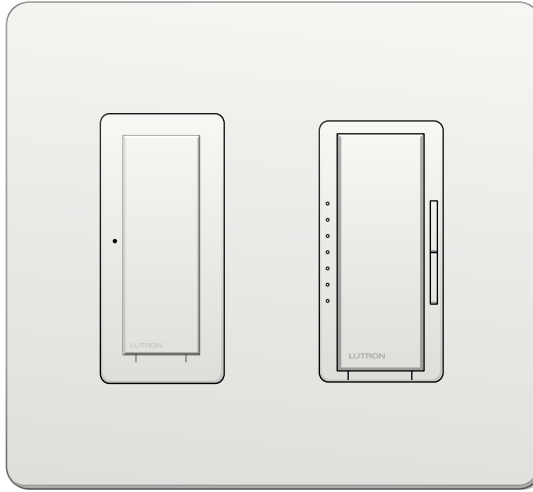
Device Installation Report

Project Name - myEasytek Example Project


Location: Bedroom Three\B7

Wallplate: CW-2-WH

Color: White

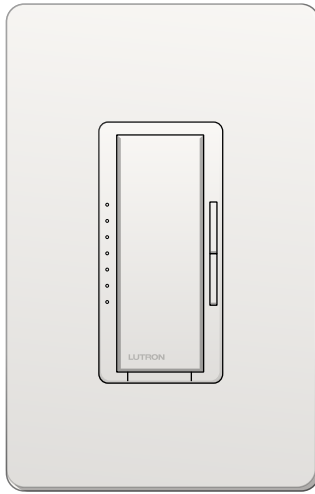


Zone Name	Bed Three Lamps	Bed Three Main
Model Number	MA-S8AM-WH	MA-600-WH
Description	Multi-location/single-pole 120 V 8 A light or 3 A fan	Multi-location/single-pole 120 V 600 W dimmer

Project Name - myEasytek Example Project	
Location: Bedroom Three\B6	<div style="display: flex; justify-content: space-between;"> Wallplate: CW-1-WH Color: White </div>
	
Zone Name	Bed 3 Closet
Model Number	MS-OPS6M2U-DV-WH
Description	Maestro Occupancy/ Vacancy Sensor Switch, neutral or ground wire, single-pole/multi- location, 120 V

Project Name - myEasytek Example Project

Location: Bedroom Three\B8	Wallplate: CW-1-WH	Color: White
-----------------------------------	---------------------------	---------------------



Zone Name	Bed Three Bath
Model Number	MA-600-WH
Description	Multi-location/single-pole 120 V 600 W dimmer

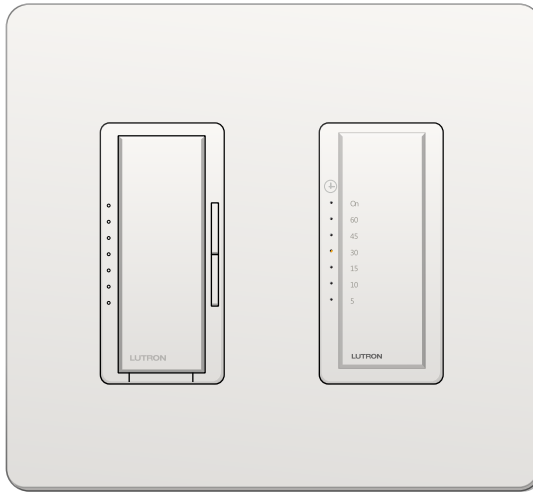
Device Installation Report

Project Name - myEasytek Example Project


Location: Bedroom Three\B9

Wallplate: CW-2-WH


Color: White



Zone Name	Bed Three Fan Light	Bed Three Exhaust
Model Number	MA-600-WH	MA-T51MN-WH
Description	Multi-location/single-pole 120 V 600 W dimmer	Single-pole/multi-location, neutral required, general purpose fans, 120 V/3 A, countdown timer

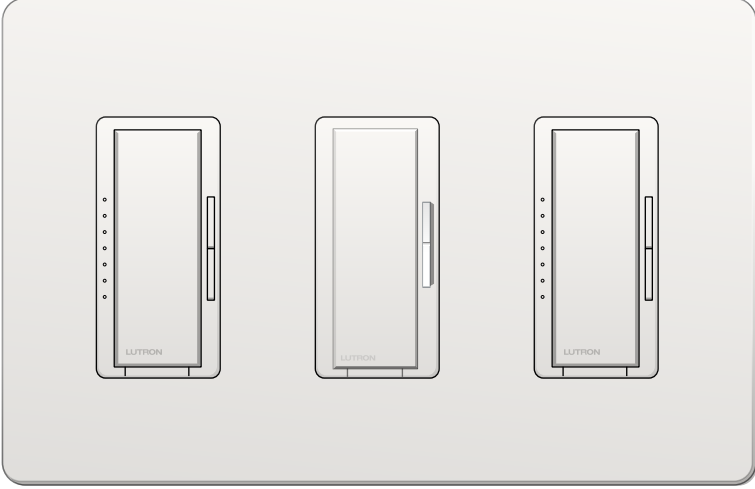
Project Name - myEasytek Example Project	
Location: Linen Closet\B5	<div style="display: flex; justify-content: space-between;"> Wallplate: CW-1-WH Color: White </div>
	
Zone Name	Linen Closet Lights
Model Number	MS-OPS6M2U-DV-WH
Description	Maestro Occupancy/Vacancy Sensor Switch, neutral or ground wire, single-pole/multi-location, 120 V

Device Installation Report

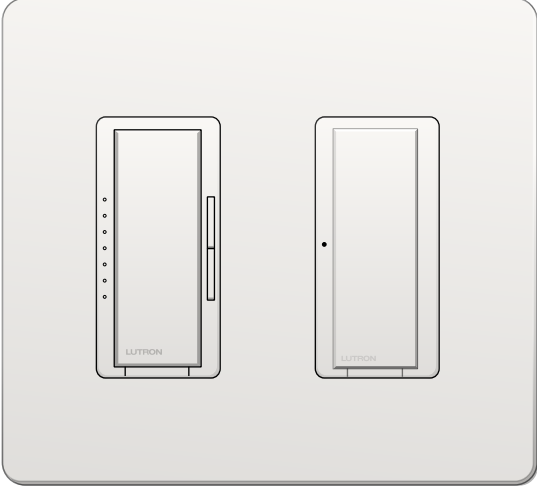
Project Name - myEasytek Example Project		
Location: 2nd Floor Laundry\B3	Wallplate: CW-1-WH	Color: White
<div style="text-align: center; margin: 50px 0;"></div>		
Zone Name	Landry Lights	
Model Number	CA-1PS-WH	
Description	120/277 V, 15 A Diva Switch, single pole	



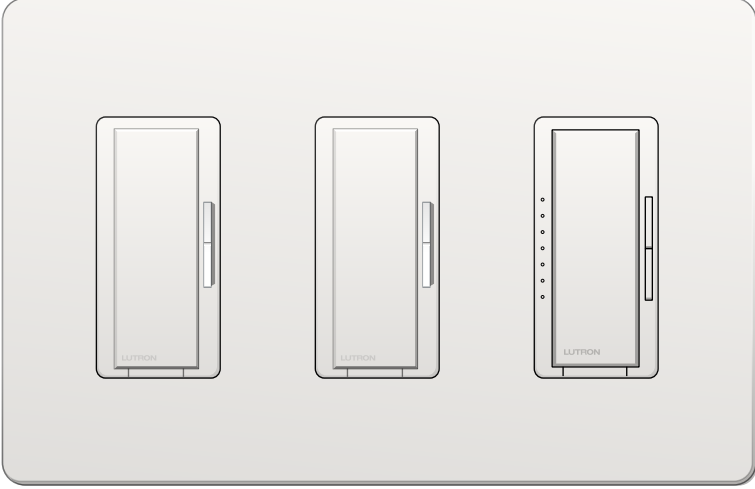
Device Installation Report

Project Name - myEasytek Example Project			
Location: South Stairs\A27		Wallplate: CW-3-WH	Color: White
			
Zone Name	South Hall Stairs Up	*South Hall	Stair Chandelier
Model Number	RRD-6ND-WH	RD-RD-WH	RRD-6ND-WH
Description	Maestro 600 W Dimmer With Neutral	120 V Maestro Remote Dimmer	Maestro 600 W Dimmer With Neutral
Additional Information	Maestro Remote is attached.	*Zone attached: North Hall > A26 > South Hall	Maestro Remote is attached.

Device Installation Report

Project Name - myEasytek Example Project		
Location: South Stairs\A28	Wallplate: CW-2-WH	Color: White
		
Zone Name	South Hall Stairs Down	Wine Cellar Glass
Model Number	RRD-6ND-WH	RRD-8ANS-WH
Description	Maestro 600 W Dimmer With Neutral	Maestro 8 A Switch With Neutral
Additional Information	Maestro Remote is attached.	Maestro Remote is attached.

Device Installation Report

Project Name - myEasytek Example Project			
Location: South Stairs\B1		Wallplate: CW-3-WH	Color: White
			
Zone Name	*South Hall Stairs Up	*Stair Chandelier	Stair Hall Cans
Model Number	RD-RD-WH	RD-RD-WH	RRD-6ND-WH
Description	120 V Maestro Remote Dimmer	120 V Maestro Remote Dimmer	Maestro 600 W Dimmer With Neutral
Additional Information	*Zone attached: South Stairs > A27 > South Hall Stairs Up	*Zone attached: South Stairs > A27 > Stair Chandelier	2 Maestro Remote is attached.

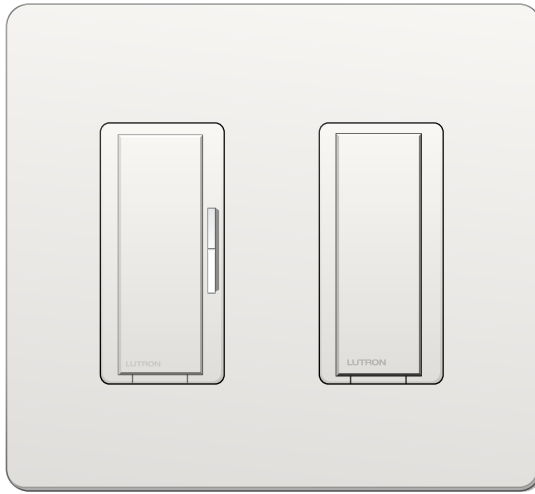
Device Installation Report

Project Name - myEasytek Example Project

Location: South Stairs\Landing On Lowest Level

Wallplate: CW-2-WH

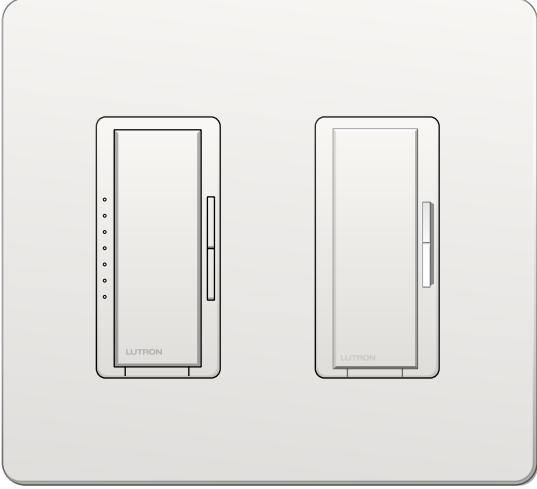
Color: White




Zone Name	*South Hall Stairs Down	*Wine Cellar Glass
Model Number	RD-RD-WH	RD-RS-WH
Description	120 V Maestro Remote Dimmer	120 V Maestro Remote Switch
Additional Information	*Zone attached: South Stairs > A28 > South Hall Stairs Down	*Zone attached: South Stairs > A28 > Wine Cellar Glass



Device Installation Report

Project Name - myEasytek Example Project		
Location: 2nd Stair Hall\B2	Wallplate: CW-2-WH	Color: White
		
Zone Name	Boardwalk Balcony Cans	*Stair Hall Cans
Model Number	RRD-6ND-WH	RD-RD-WH
Description	Maestro 600 W Dimmer With Neutral	120 V Maestro Remote Dimmer
Additional Information	2 Maestro Remote is attached.	*Zone attached: South Stairs > B1 > Stair Hall Cans

Device Installation Report

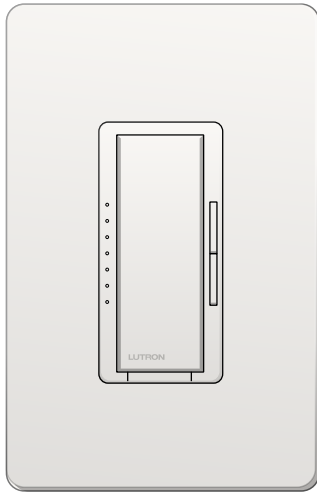
Project Name - myEasytek Example Project	
Location: 2nd Stair Hall\B4	<div style="display: flex; justify-content: space-between;"> Wallplate: CW-1-WH Color: White </div>
	
Zone Name	*Stair Hall Cans
Model Number	RD-RD-WH
Description	120 V Maestro Remote Dimmer
Additional Information	*Zone attached: South Stairs > B1 > Stair Hall Cans



Device Installation Report

Project Name - myEasytek Example Project


Location: 2nd Stair Hall\B10	Wallplate: CW-1-WH	Color: White
-------------------------------------	---------------------------	---------------------



Zone Name	Foyer Light
Model Number	RRD-6ND-WH
Description	Maestro 600 W Dimmer With Neutral




Device Installation Report

Project Name - myEasytek Example Project	
Location: 2nd Stair Hall\B11	<div style="display: flex; justify-content: space-between;"> Wallplate: CW-1-WH Color: White </div>
	
Zone Name	*Boardwalk Balcony Cans
Model Number	RD-RD-WH
Description	120 V Maestro Remote Dimmer
Additional Information	*Zone attached: 2nd Stair Hall > B2 > Boardwalk Balcony Cans

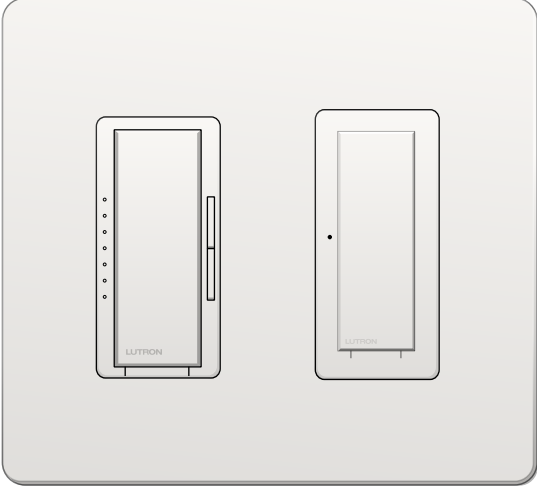


Device Installation Report

Project Name - myEasytek Example Project	
Location: 2nd Stair Hall\B12	<div style="display: flex; justify-content: space-between;"> Wallplate: CW-1-WH Color: White </div>
	
Zone Name	*Boardwalk Balcony Cans
Model Number	RD-RD-WH
Description	120 V Maestro Remote Dimmer
Additional Information	*Zone attached: 2nd Stair Hall > B2 > Boardwalk Balcony Cans



Device Installation Report

Project Name - myEasytek Example Project		
Location: 2nd Office\B21	Wallplate: CW-2-WH	Color: White
		
Zone Name	Office Cans	Office Lamps
Model Number	MA-600-WH	MA-S8AM-WH
Description	Multi-location/single-pole 120 V 600 W dimmer	Multi-location/single-pole 120 V 8 A light or 3 A fan

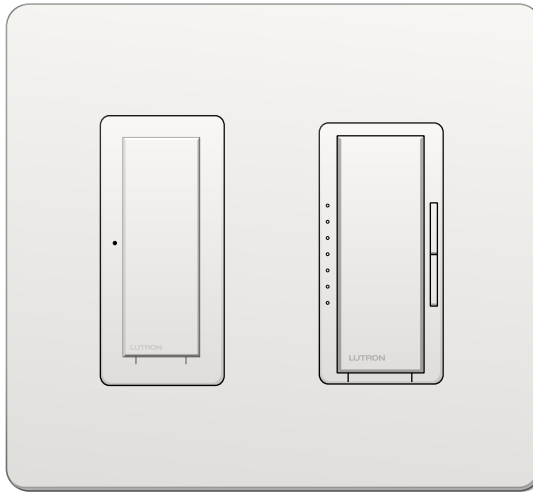
Device Installation Report

Project Name - myEasytek Example Project

Location: Bedroom One\B19

Wallplate: CW-2-WH

Color: White



Zone Name	Bed One Lamps	Bed One Cans
Model Number	MA-S8AM-WH	MA-600-WH
Description	Multi-location/single-pole 120 V 8 A light or 3 A fan	Multi-location/single-pole 120 V 600 W dimmer

Device Installation Report

Project Name - myEasytek Example Project

Location: Bedroom One\B20	Wallplate: CW-1-WH	Color: White
----------------------------------	---------------------------	---------------------



Zone Name	Bed One Closet
Model Number	MA-T51-WH
Description	Single-pole, no neutral required, general purpose fans, 120 V/3 A, countdown timer

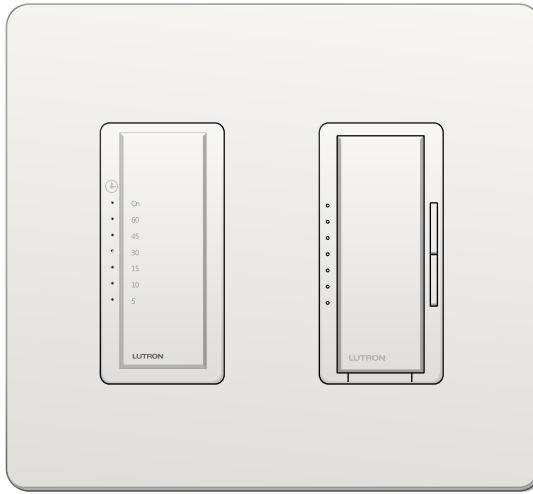
Device Installation Report

Project Name - myEasytek Example Project

Location: Bedroom One\B18

Wallplate: CW-2-WH

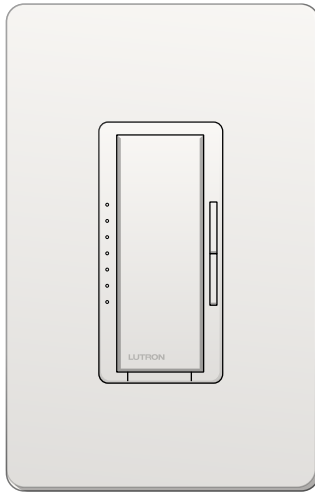
Color: White



Zone Name	Bed One Bath Fan	Bed One Bath Lights
Model Number	MA-T51-WH	MA-600-WH
Description	Single-pole, no neutral required, general purpose fans, 120 V/3 A, countdown timer	Multi-location/single-pole 120 V 600 W dimmer


Project Name - myEasytek Example Project

Location: Bed Two\B13	Wallplate: CW-1-WH	Color: White
------------------------------	---------------------------	---------------------



Zone Name	Bed Two Hall Light
Model Number	MA-600-WH
Description	Multi-location/single-pole 120 V 600 W dimmer

Device Installation Report

Project Name - myEasytek Example Project		
Location: Bed Two\B14	Wallplate: CW-1-WH	Color: White
		
Model Number	MA-R-WH	
Description	Companion dimmer 120 V	



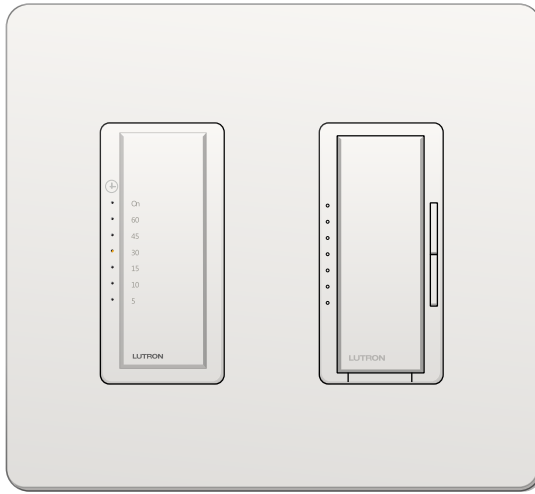
Device Installation Report

Project Name - myEasytek Example Project

Location: Bed Two\B15

Wallplate: CW-2-WH

Color: White



Zone Name	Bed Two Bath Fan	Bed Two Bath Lights
Model Number	MA-T51-WH	MA-600-WH
Description	Single-pole, no neutral required, general purpose fans, 120 V/3 A, countdown timer	Multi-location/single-pole 120 V 600 W dimmer

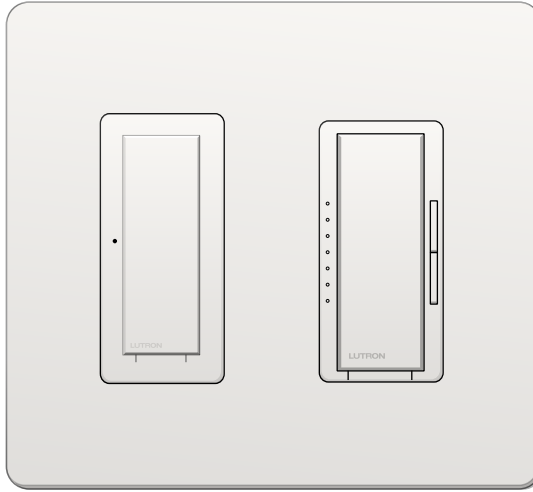
Device Installation Report

Project Name - myEasytek Example Project


Location: Bed Two\B16

Wallplate: CW-2-WH

Color: White




Zone Name	Bed Two Lamps	Bed Two Cans
Model Number	MA-S8AM-WH	MA-600-WH
Description	Multi-location/single-pole 120 V 8 A light or 3 A fan	Multi-location/single-pole 120 V 600 W dimmer

Project Name - myEasytek Example Project	
Location: Bed Two\B17	<div style="display: flex; justify-content: space-between;"> Wallplate: CW-1-WH Color: White </div>
	
Zone Name	Bed Two Closet
Model Number	MA-T51MN-WH
Description	Single-pole/multi-location, neutral required, general purpose fans, 120 V/3 A, countdown timer

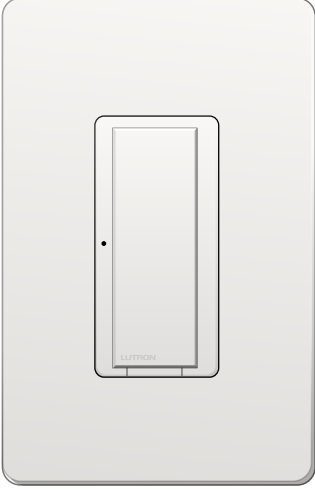
Device Installation Report

Project Name - myEasytek Example Project		
Location: Bed Two\Device Location 001	Wallplate: N/A	Color: White




Model Number	RR-AUX-REP-WH
Description	Auxiliary Repeater

Device Installation Report

Project Name - myEasytek Example Project	
Location: Lowest Level\South Stairs Landing	Wallplate: CW-1-WH
Color: White	
	
Zone Name	Crawl Space Main
Model Number	RRD-8ANS-WH
Description	Maestro 8 A Switch With Neutral
Additional Information	2 Maestro Remote is attached.

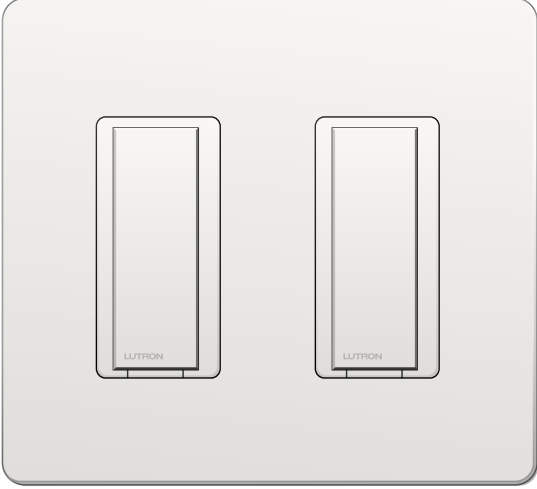



Device Installation Report

Project Name - myEasytek Example Project	
Location: Lowest Level\By Trap Door	Wallplate: CW-1-WH
Color: White	
	
Zone Name	*Crawl Space Main
Model Number	RD-RS-WH
Description	120 V Maestro Remote Switch
Additional Information	*Zone attached: Lowest Level > South Stairs Landing > Crawl Space Main

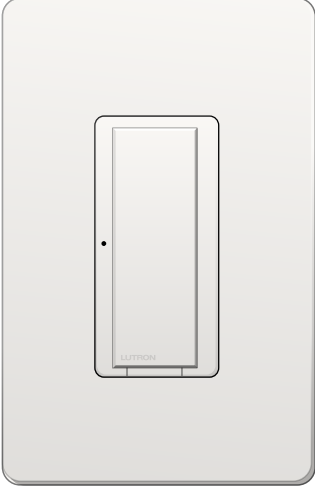


Device Installation Report

Project Name - myEasytek Example Project		
Location: Lowest Level\Crawl North Staircase	Wallplate: CW-2-WH	Color: White
		
Zone Name	*Crawl Space Main	*North Stairs
Model Number	RD-RS-WH	RD-RS-WH
Description	120 V Maestro Remote Switch	120 V Maestro Remote Switch
Additional Information	*Zone attached: Lowest Level > South Stairs Landing > Crawl Space Main	*Zone attached: North Stairs > Top of Stairs > North Stairs

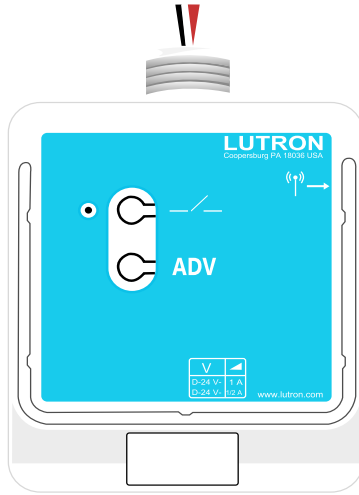
Project Name - myEasytek Example Project	
Location: Lowest Level\Storage	Wallplate: CW-1-WH
Color: White	
	
Zone Name	Storage Room
Model Number	MS-B102-WH
Description	Maestro Occupancy/ Vacancy Sensor Switch, single-pole/multi- location, 120 - 277 V

Device Installation Report

Project Name - myEasytek Example Project	
Location: North Stairs\Top of Stairs	<div style="display: flex; justify-content: space-between;"> Wallplate: CW-1-WH Color: White </div>
	
Zone Name	North Stairs
Model Number	RRD-8ANS-WH
Description	Maestro 8 A Switch With Neutral
Additional Information	Maestro Remote is attached.

Device Installation Report

Project Name - myEasytek Example Project		
Location: Beach\North Light	Wallplate: N/A	Color: White

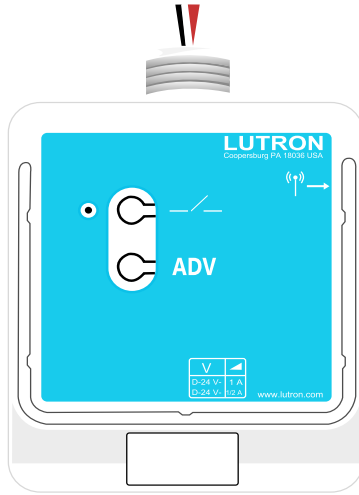


Zone Name	Zone 01
Model Number	LMJ-16R-DV-B
Description	RF Softswitch Module mounted in an electrical junction box

Device Installation Report

Project Name - myEasytek Example Project

Location: Beach\South Light	Wallplate: N/A	Color: White
------------------------------------	-----------------------	---------------------



Zone Name	Zone 02
Model Number	LMJ-16R-DV-B
Description	RF Softswitch Module mounted in an electrical junction box